

NNMQG
PO Box 5015
Santa Fe NM 87502

nnmqginfo@gmail.com

www.nnmqg.org



Northern New Mexico Quilt Guild
Santa Fe, New Mexico

February 2017
Volume 3 Issue 2

PRESIDENT'S MESSAGE

UPCOMING GUILD MEETING DATES

February 25
8:30am-3:30pm
NEA Building
Community Service

March 27
5:30pm-9:30pm
SF Women's Club
Debbie Maddy
Trunk Show and
Shibori Dyeing Demo

April
— no meeting —
Glorietta Quilt Retreat

May 22
5:30pm-9:30pm
SF Women's Club
Barbara Gary
Trunk Show

Welcome to a new year of quilting.

We have so much to offer our members this year, and I hope you will participate in as many things as you can. Because we don't have a quilt show this year, what a wonderful time to start planning and working on your show quilt for 2018. It's also a great year to focus on Community Service and Quilts of Valor as well as to take some classes from nationally and internationally known teachers to build new skills or hone old skills. Whatever you choose to participate, it is my privilege to share your quilting journey for the coming year.

Community Service and Quilts of Valor are so important to our Guild, and I would like to challenge each of you to participate in our endeavors by completing:

- 1 quilt for community service
(any size, but twin/lap are particularly helpful),
- 1 quilt for Quilts of Valor (60" x 80" and patriotic theme)
- 2 placemats
- 2 pillowcases

If each of us can do this in 2017, our burden to fill requests in 2018 (when we focus on Quilt Fiesta) will be lessened.

As a fun challenge, I would also like to challenge each member to complete a small quilt—no larger than 14" x 14"—for the county fair display in August. Quilts are to contain only three colorways (white and/or black each count as one color way), but can include all the values in that color way. For example, if green is one of your colorways, you can go light to dark green, but beware of when the greens cross too far into the yellows or blues and become a different colorway. This is a challenge that allows you to do whatever you like: art quilting, applique, traditional piecing, or combinations of techniques.

I hope to see all of you at our Community Service Day on Saturday, February 25 at the NEA Building. It's a great time to get to know fellow quilters and do good for the community!

Happy quilting!

Community Service Day • NEA Building
February 25 • 8:30 am – 3:30 pm

GUILD NEWS

GLEE HUGHEY WENZEL

February Birthdays

- 4 Diane Brooks
- 5 Louise Stevenson
- 6 Beverley Weiler
- 8 Herb Rickert
- 12 Jerri Bryson
- 17 Beverly McCrary
- 19 Jeanette Baca
- 23 Terry Meyer
- 24 Carol Martin-Davis
- 26 Ann Lindsay

Glee Hughey Wenzel, born in Orlando, FL, on August 14, 1939, passed away in Santa Fe on January 21, 2017, after a life well and richly lived. She is survived by her husband of 43 years, Robert Wenzel, and her sisters, Carol Fulwyler and Virginia Evans. Glee held a Bachelor of Arts in History from Ohio Wesleyan University, a Master of Arts in Teaching from Wesleyan University, and a Master of Library Science from the University of Washington. She taught ancient history in Connecticut, served as a children's librarian in NYC, a reference librarian in Los Alamos, and as Director of the Santa Fe Public Library from 1974-1980, during which time she administered the building of the La Farge Branch. After retirement, Glee was a generous volunteer for a number of community services. She was an award-winning quilter and was active in the Northern New Mexico Quilt Guild, where she had many friends. Besides traveling to Europe and Canada, Glee and her husband had wonderful adventures in Australia, Africa, South America and Antarctica. She was never happier than when she was getting on a plane going to a new place. Our memories of good times with Glee ease the pain of our loss. We will keep these memories forever.

Published in Santa Fe New Mexican January 29, 2017



March Birthdays

- 3 Betty Cram
- 6 Diane Stockton
- 10 Carla Beene
- 12 Jeri Beitel
- 15 Barbara Butcher
- 22 Kathy Sublett
- 23 Jean Callaghan
- 25 Abbie Duroux
- 26 Julie Filatoff
- 27 Sabrina Zarco
- 29 Donna La Bombard

PROGRAM OPPORTUNITIES

Tuesday, March 28 • **Road to Success with Silk** / Debbie Maddy
Not an art quilt class but a tutorial on how to successfully use silk in your quilts from what size needle to how to stop raveling. This class will open the door for you to use all that wonderful silk fabric you've been afraid to cut. Workshop fee: \$40. Optional Class Kit: \$59

Tuesday, May 23 • **Paper Piercing using the Judy Miemeyer Method** / Barbara Gray • Learn the Paper Piercing method while making a table runner using the Broken Dishes pattern. Details TBA.

MEMBERSHIP RENEWAL DUE

Renew Your NNMQG Membership for 2017

Find the Membership form on the NNMQG website
(click on "Information and Membership")

Mail form and \$35 payment by February 15 to:
NNMQG / PO Box 5015 / Santa Fe 87502

OR

Bring form and payment to February 25 Guild Meeting.
The membership data base will update as of March 1st.

NNMQG website:
www.nnmqg.org

**Visit the website to see the many show & tell quilt photos
from the January Meeting**

**QUILTING
RETREAT
APRIL 20-23
GLORIETA
RETREAT CENTER**

**REGISTRATION
DEADLINE HAS
PASSED FOR FULL
ATTENDANCE.**

**DAY SEWER
STILL AN OPTION!
\$5/day
\$5/meal
Registration deadline:
March 27**

**Questions?
Contact:
Rosie Mott
rtmott@msn.com
or
Donna Orlorod
dlormerod@gmail.com**

**February 2017
Block of the Month
“Easy Square
in a
Square Block”**

**Visit the website
homepage for block
instructions**

**Questions?
Contact:
Sue Clarkson
smclarkson@gmail.com**



COMMUNITY SERVICE DAY QUILT DIRECTIONS

February 25, 2017 8:30am-3:30pm NEA Building

Project is Scrappy Random Railfence Block Quilt

with permission from Riel Nason

- 1) This pattern will use numerous 2 ½ wide strips of fabric. You can use yardage cut WOF or you can use your many leftover scraps from various projects that are 2 ½ wide by 4 to 10 inches long. You will need a total length of at least 45 WOF strips to make 20 blocks. The more pieces of different fabrics you have the more interesting your quilt will be.
- 2) Take your 2 ½ inch strips and cut them into random lengths between 4 and 10 inches long.
- 3) Start randomly grabbing any two pieces and sew them together. Chain stitching will help this go faster. Don't think about what pieces you are using, just grab different lengths & colors and sew!
- 4) After you have joined some in groups of two, then join those groups. Just keep joining until you have a very long piece---the longer it is the more variety.
- 5) Press the seams of your long strip. Direction of pressing does not matter.
- 6) Cut 12 ½ strips from your long piece. If you come to a place where the cut will land on a seam or close to it, just cut that piece off and continue cutting.
- 7) Choose 6 strips from your pile and sew them together using a ¼ inch seam. Again...RANDOM is the key to a fun quilt.
- 8) Press and trim to a 12 ½ by 12 ½ block.
- 9) Arrange blocks in a railfence pattern. Sew blocks together using ¼ inch seam. I sewed 5 rows with 4 blocks in each row. Press each row in the opposite direction. Sew rows together.
- 10) Adding a border or two makes this a perfect lap size quilt for community service. I used 1 and 3 inch finished borders.

Directions written by Rosie Mott from Riel Nason's Tutorial.

**SCRAPPY QUILT QUESTIONS? CONTACT ROSIE MOTT
rtmott@msn.com**

Curious what a Scrappy Quilt looks like?

See a sample on Page 6!

February Library Offerings


Questions? Contact
Barbara Bogart
paisburns@comcast.net

The library will be available for returns and checkouts during the morning hours of **Community Service Day, February 25**, at the **NEA Building**.
The books listed below will be available for checkout, but you may request any book from our complete library.

Review our complete library offerings on the website. Click on homepage top right "more...", then "Library"


Color Shuffle

Karla Alexander




60 Pieced Quilt Borders

Judy Laquidara



Beading Artistry for Quilts

Thom Atkins




By the Block

Siobhan Rogers




Secrets of Diagonal Quilting

Lura Schwarz Smith



Modern Rainbow

Rebecca Bryan




Simple Graces

Kim Diehl



Out of the Box

Mary Lou Weidman



Wild Blooms and Colorful Creatures

Wendy Williams



Quilting Modern

Jacque Gering



Visit your
NNMQG
Website
www.nnmqg.org

NNMQG MINI GROUPS meet in private homes or
space provided by Santa Fe Quilting and
The Sewing Center of Santa Fe.

Provide updated member and Mini Group Information to
Carla Beene, Membership, at beenec@msn.com

For more information on the Mini Groups,
visit the Guild website at www.nnmqg.org

MINI GROUPS

Applique Group

When? • 3rd Monday of the Month
time varies

Where? • Meets at members' homes

Details? • Gretchen Garnand (505) 469-3938
zgretchen356@gmail.com

Machine Applique Group

When? • 2nd Friday of the Month
1-5pm

Where? • Westminster Presbyterian Church
841 West Manhattan Ave

Details? • Le Adams (505) 984-8089
aanastasio@comcast.net

Art Group

When? • 2nd Tuesday of the Month
10am-12pm

Where? • Santa Fe Quilting
3018 Cielo Court #A

Details? • Ann Anastasio (505) 986-9543
aanastasio@comcast.net

Surface Design Group

When? • Varies

Where? • Varies

Details? • Mary Jo Stipe
(505) 466-1603
maryjstipe@yahoo.com

Contemporary Quilters Group

When? • 3rd Thursday of the Month
2-4pm

Where? • 2-4 at the home of Lynne Horpedahl
101 Mateo Circle N

Details? • Lynne Horpedahl (505) 660-9278
latenightquilts@msn.com

Wool Applique Group

When? • 1st Friday of the Month
time varies

Where? • Meets at members' homes

Details? • Sandy Sylvester (505) 660-6404
sfsandy1@gmail.com

Quilts of Valor Group

When? • 1st and 3rd Wednesdays of the Month
9am-12pm

Where? • Santa Fe Quilting
3018 Cielo Court #A

All are welcome to join. If you can't, please
consider donating 5 yards of backing fabric.

**NNMQG
GUILD OFFICERS**

PRESIDENT

Deb Martinez
quiltingnonny@msn.com

VICE PRESIDENT

Julee Coffman
julejulee@yahoo.com

PAST PRESIDENT

Linda Robinson
lsrstitch@gmail.com

TREASURER

Judy Johnson
judygrayj@live.com

SECRETARY

Ronda Leck
rondaleck@yahoo.com

MEMBERSHIP

Carla Beene
beenec@msn.com

PROGRAMS

Terry Lopez
mmingo777@msn.com

QUILTS OF VALOR

Carol Haynes
Theresa Helldorfer
Sandy Struve
momsandystruve@yahoo.com

**COMMUNITY SERVICE
AND RETREAT**

Rosie Mott
rtmott@msn.com

Donna Ormerod
dlormerod@gmail.com

MEET AND GREET

Myrna Landt
myrnasfm@gmail.com
Mary Rose CdeBaca
mariarosa.cdebaca@gmail.com

WEBMASTER

Sue Clarkson
smclarkson@gmail.com

LIBRARY

Barbara Bogart
paisburns@comcast.net
QUILT FIESTA 2018

Lynne Horpedahl
latenightquilts@msn.com
NEWSLETTER

Robin McIntyre
robin.mcintyre@gmail.com

**A SAMPLE TO INSPIRE YOU for
February 25 Community Service Day
Scrappy Random Railfence Block Quilt**



**Community Service Day • NEA Building
February 25 • 8:30 am – 3:30 pm
2007 Botolph Road, Santa Fe**

**Visit the NNMQG Website to see
many, many, many more fabulous quilts
from the January meeting's Shown and Tell**

