


SEPTEMBER SPOOLS NNMQG 2015



This month's traditional "Spool" Block is going to allow you to use up more of those little scraps!

This time think of every color of thread you own and how beautiful it is to see a whole thread rack in a shop. You can make your threads any color you want. We give you some measurements to divide your thread section into, but just so long as you use at least 3 shades in a string pieced Square and the measurements end up correct, it'll be good.


Background color should be white solid or "reads as solid" white.

Spool is tans, or shades of brown, just like a wooden spool of years past.

Thread colors are anything you want!

This time, you can make the spool blocks in 4", 6", or 8" size. Measurements follow!


CUTTING DIAGRAMS



A Cut 2 White: $1\frac{7}{8}''$; $2\frac{3}{8}''$; $2\frac{7}{8}''$
Cut 2 Brown: $1\frac{7}{8}''$; $2\frac{3}{8}''$; $2\frac{7}{8}''$
Cut diagonally, Piece together to make 4 Brown & White HST



B Cut 2 White: $1\frac{1}{2}'' \times 2\frac{1}{2}''$; $2'' \times 3\frac{1}{2}''$; $2\frac{1}{2}'' \times 4\frac{1}{2}''$
Cut 2 Brown: $1\frac{1}{2}'' \times 2\frac{1}{2}''$; $2'' \times 3\frac{1}{2}''$; $2\frac{1}{2}'' \times 4\frac{1}{2}''$



Thread Color Strips: It's okay to be creative with these strips!

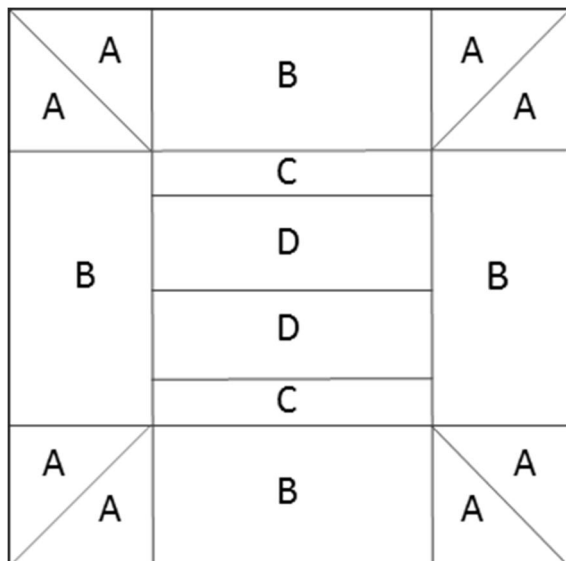
Even Diagonal Strips!

C: Cut 2 @ $7/8" \times 2\frac{1}{2}"$, $1" \times 3\frac{1}{2}"$; $1\frac{1}{8}" \times 4\frac{1}{2}"$

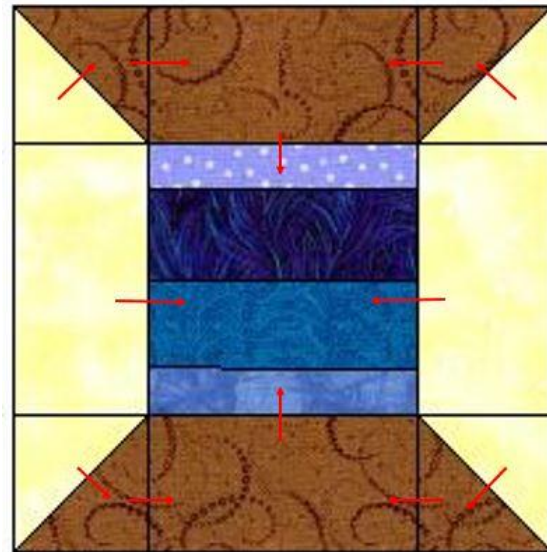
D: Cut 2 @ $1\frac{1}{8}" \times 2\frac{1}{2}"$; $1\frac{1}{2}" \times 3\frac{1}{2}"$; $1\frac{7}{8}" \times 4\frac{1}{2}"$

Piece these strips together to make a piece that measures:

$2\frac{1}{2}"$ Sq. $3\frac{1}{2}"$ Sq. $4\frac{1}{2}"$ Sq.



PIECING DIAGRAM



PRESSING DIAGRAM